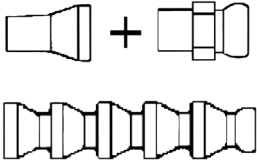

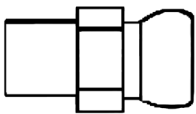

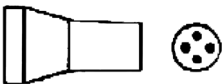
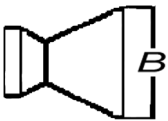
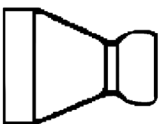

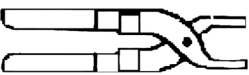




**ADJUSTABLE TOOL COOLING HOSE SYSTEM**  
TECHNICAL DATA

PICTURE	TYPE	MODEL Ø6		MODEL Ø10		MODEL Ø14	
	HOSE KIT	GI 76-10 18 HOSE ELEMENTS + FLARE NUT AND NOZZLE 320 mm		GI 86-10 13 HOSE ELEMENTS + FLARE NUT AND NOZZLE 320 mm		GI 96-10 11 HOSE ELEMENTS + FLARE NUT AND NOZZLE 320 mm	
	HOSE	GI 76-20 20 HOSE ELEMENTS 300 mm		GI 86-20 15 HOSE ELEMENTS 300 mm		GI 96-20 12 HOSE ELEMENTS 300 mm	
	FLARE NUT	GI 76-51	R 1/8	GI 86-52	R 1/4	GI 96-54	R 1/2
				GI 86-53	R 3/8		
		GI 76-52	R 1/4	GI 86-54	R 1/2		
	NOZZLE	GI 76-31	Ø 1,5 mm	GI 86-33	Ø 6 mm	GI 96-36	Ø 12 mm
		GI 76-32	Ø 3 mm	GI 86-34	Ø 8 mm		
		GI 76-33	Ø 6 mm	GI 86-35	Ø 10 mm	GI 96-37	Ø 14 mm
	SPECIAL NOZZLE			GI 86-38	4 x Ø 1,5 mm	GI 96-39	5 x Ø 2 mm
	FLARE NOZZLE	GI 76-41	B = 15 mm	GI 86-43	B = 35 mm	GI 96-45	B = 70 mm
		GI 76-42	B = 25 mm	GI 86-44	B = 50 mm		
	ADAPTER			GI 86-62	DIA 10/6	GI 96-63	DIA 14/10
	Y-FITTING	GI 76-71		GI 86-72		GI 96-73	
	PLIERS FOR ASSEMBLING	GI 76-01		GI 86-02		GI 86-03	